

# New Features 14.1

---

[openolat.com/features/releases/new-features-14-1/](https://openolat.com/features/releases/new-features-14-1/)

With OpenOLAT 14.1 we release our latest major release. In particular, absence management was comprehensively expanded, the administration of absences and dispensations was supplemented and the possibility of recording absences on a daily basis was created. In the coaching tool, the cockpit supports lecturers and coaches with a daily view and already recorded absences. A new main area lecture management is available for Lecture managers. In the area of QTI and test creation, there have been improvements to the visibility of licenses and the display of test processing time. It is also possible to display test results when using the assessment mode. In addition to the metadata import for Youtube videos, the resetting of calendars has been made possible and the forum view has been improved.

Overall more than 50 new features and improvements have been added to OpenOLAT since release 14.0 and many processes have been improved. Here, you can find the most important new features and changes of the OpenOLAT 14.1 release. In addition to these improvements, more than 50 bugs have been fixed. The complete list of changes for 14.0 – 14.0.4 can be found [here](#).

**50+** more than 50  
new features  
and improvements

**50+** more than 50  
bug fixes since  
release 14.1

You can download the Open Source software for free.

[Download](#)

## Expansion of Absence Management

---

New functions in the area of absence management are intended to support lecturers and administrative staff, in particular, in recording and managing absences, and now also dispensaries. The respective authorizations for lecturers and participants to view and manage absences, dispensations and appeals can be configured in administration. The new workflows enable optimized collaboration between administration/secretary, class teachers and lecturers and can thus contribute to a considerable increase in efficiency and transparency in absence and dispensing management.

**Lektionen** Cockpit Lektionen Absenzen Abmeldungen / Dispensen Rekurse Benutzersuche

Klassen  
Teilnehmer  
Gruppen  
Kurse

**Tagesübersicht** für 30.08.2019

**Lektionen**

Zeit	Kurs	Lektionenblock	Ort	#	✓	✗	⚠	🔴	📄	⚙️
30.08.2019										
Vormittag										
08:00 - 10:00	Grundlagen HR II	Lektionenblock A0	Online	20	4	4	1	1	📄	⚙️
10:00 - 12:00	Grundlagen HR II	Lektionenblock A1	Online	20	5	3			📄	⚙️
Nachmittag										
15:00 - 17:00	Grundlagen HR II	Lektionenblock A2	Online	20	6	2			📄	⚙️
17:30 - 21:30	Grundlagen VWL I	Lektionenblock AX-0819	Online	8	3	5		3	📄	⚙️

Abwesenheiten Anzeige:  Alle  Unentschuldigt

5 Einträge

<input checked="" type="checkbox"/>	ID	Nachname	Vorname	Kurs	Lektionenblock	Lektionen	Dozenten	Datum	Von	Bis	Begründung	Art
<input type="checkbox"/>	13	Muster1	Studi1	Mehrere	Lektionenblock 01, Lektionenblock A0	4	Menzeline, Amanda	bis 18:00	29.08.2019 08:00	30.08.2019 18:00	Krankheit	Abgemeldet
<input type="checkbox"/>	15	Muster2	Studi2	Mehrere	Lektionenblock AX-0819, Lektionenblock A2, Lektionenblock A1, Lektionenblock A0	10	Menzeline, Amanda	ganzer Tag	30.08.2019 00:00	30.08.2019 23:59	Krankheit	Dispens
<input type="checkbox"/>	7	Muster3	Studi3	Grundlagen HR II	Lektionenblock A1	2	Menzeline, Amanda	10:00 - 12:00	30.08.2019 10:00	30.08.2019 12:00	Höhere Gewalt	Entschuldigt
<input type="checkbox"/>	16	Muster4	Studi4	Mehrere	Lektionenblock AX-0819, Lektionenblock A0, Lektionenblock A2, Lektionenblock A1	10	Menzeline, Amanda	ganzer Tag	30.08.2019 00:00	30.08.2019 23:59	Vom Unterricht befreit	Dispens
<input type="checkbox"/>	11	Muster5	Studi5	Grundlagen HR II	Lektionenblock A0	2	Menzeline, Amanda	ganzer Tag	30.08.2019 00:00	30.08.2019 23:59	Keine Angabe	Abwesend

Absenz entschuldigen

**Cockpit** Lektionen Absenzen Abmeldungen / D... Rekurse Benutzersuche

[← Zurück](#)

## Multi-Lektionenerfassung für 30.08.2019 (4 Lektionenblöcke)

8 Einträge

Nachname	Vorname	Institution	08:00 - 10:00 Lektionenblock A0	10:00 - 12:00 Lektionenblock A1	15:00 - 17:00 Lektionenblock A2	17:30 - 21:30 Lektionenblock AX-0819	⚙️
Muster2	Studi2		🟡 0 / 2	🟡 0 / 2	🟡 0 / 2	🟡 0 / 4	⚙️
Muster3	Studi3		🟢 2 / 2	🟡 0 / 2	🟢 2 / 2	🟢 4 / 4	⚙️
Muster1	Studi1		🟡 0 / 2	🟢 2 / 2	🟢 2 / 2	🔴 1 / 4	⚙️
User	Bert		🟢 2 / 2	🟢 2 / 2	🟢 2 / 2	🟢 4 / 4	⚙️
Muster4	Studi4		🟡 0 / 2	🟡 0 / 2	🟡 0 / 2	🟡 0 / 4	⚙️
Muster5	Studi5		🟡 0 / 2	🟢 2 / 2	🟢 2 / 2	🟢 4 / 4	⚙️
User	Auguste		🟢 2 / 2	🟢 2 / 2	🟢 2 / 2	🔴 3 / 4	⚙️
User	CC		🟢 2 / 2	🟢 2 / 2	🟢 2 / 2	🔴 1 / 4	⚙️

## Lecturers and coaches

Lecturers and coaches will no longer find the roll call in their personal user profile, but in the coaching tool under "Lectures" or, as before, directly at the respective course.

### Multi-Lektionenerfassung



<b>Identity</b>	723320832
<b>Vorname</b>	Studi1



Nachname	Muster1
Benutzername	mandy1

## Tagesübersicht für 30.08.2019

4 Einträge



Kurs	Lektionenblock	Zeit	Dozenten	Status	1	2	3	4	Alle	Entschuldigt	Kommentar
Grundlagen HR II	Lektionenblock A0	08:00 - 10:00	Menzeline, Amanda		<input checked="" type="checkbox"/>	<input checked="" type="checkbox"/>				<input checked="" type="checkbox"/>	<input type="text"/>
Grundlagen HR II	Lektionenblock A1	10:00 - 12:00	Menzeline, Amanda		<input type="checkbox"/>	<input type="checkbox"/>				<input type="checkbox"/>	<input type="text"/>
Grundlagen HR II	Lektionenblock A2	15:00 - 17:00	Menzeline, Amanda		<input type="checkbox"/>	<input type="checkbox"/>				<input type="checkbox"/>	<input type="text"/>
Grundlagen VWL I	Lektionenblock AX-0819	17:30 - 21:30	Menzeline, Amanda		<input checked="" type="checkbox"/>	<input checked="" type="checkbox"/>	<input checked="" type="checkbox"/>	<input type="checkbox"/>	Alle	<input type="checkbox"/>	fehlt

Abbrechen

Speichern

The cockpit with day view and the display of absences already recorded provides a quick overview. Here you can start the multi-lectures recording, in which the absences of a participant for several lectures or the entire day are entered simultaneously. The day recording of absences is optional and is activated in the administration.

Notices of absence and dispensations can be entered for a specified period of time on a daily basis, for selected courses or for selected lecture blocks. The administration of appeals is also possible.

## Lecture managers and administrators

A new main area "Lecture management" was created for the role of the lecture manager and administrators. Here, administrative staff can enter dispensations or update notices of absence if, for example, excuses were subsequently submitted by participants. The absences also appear for the lecturers in the coaching tool, so that they are always up to date. Lecture managers can also generate reports on absences.

## Users and Participants

The absences are still available in the personal menu. The daily overview and the recourses have been added to the view.








Berechtigungen	Begründungen Lektionen	<b>Begründungen Absenzen</b>	Lektionenblockreport
----------------	------------------------	------------------------------	----------------------

Absenzenbegründung erstellen

5 Einträge



ID	Begründung	Beschreibung		
1	Krankheit	krank, Unfall		

2	Höhere Gewalt	Zugausfall, Unwetter etc.		
3	Verschlafen	zu spät erschienen		
4	Vom Unterricht befreit	Unterricht nicht notwendig		
5	Keine Angabe	Grund unbekannt		

## Reasons for absences

A list with defined reasons for absences can now also be stored in the administration, from which a selection can be made during absences recording. This is particularly important for the reports and evaluations of absences.

## QTI and test creation

### Test erstellen

#### Nichtübereinstimmung der Lizenzen

Beachten Sie, dass Sie Fragen mit unterschiedlichen Lizenzen ausgewählt haben. Bitte stellen Sie sicher, dass Sie eine geeignete Lizenz für den Test auswählen, falls Sie den Test mit anderen Autoren teilen möchten.

4 Einträge

Berücksichtigt	Titel	Format	Lizenz
✓	Bilderrätsel	IMS QTI 2.1	CC BY-NC-ND
✓	Hauptstädte Europas	IMS QTI 2.1	All rights reserved
✓	Datei hochladen	IMS QTI 2.1	Keine Lizenz
✓	Die Weltfrage	IMS QTI 2.1	Keine Lizenz

Abbrechen

Test erstellen

## Display and visibility of licenses

Licenses can be stored for questions items and test resources. When creating tests, it is difficult for authors to determine which license for the test is applicable based on the questions used. To support the authors, the license display has been expanded as follows:

- Display of licenses of each question item during test creation, the most restrictive license is automatically selected for the test
- Display of the licenses of the question items in the overview of the test configuration
- Display of the licenses used in the test in the test metadata

## Additional

- Conversion of search in question pool from full text to database search increases

stability

- Display processing time for test question items
- Warning on question configuration if no points are defined for correct answer, but for incorrect answers

## Note

---

The creation of the QTI 1.2 course element "Questionnaire" is no longer supported as of Release 14.1. Existing course elements of this format can still be used. QTI 1.2 support ends with Release 15.

---

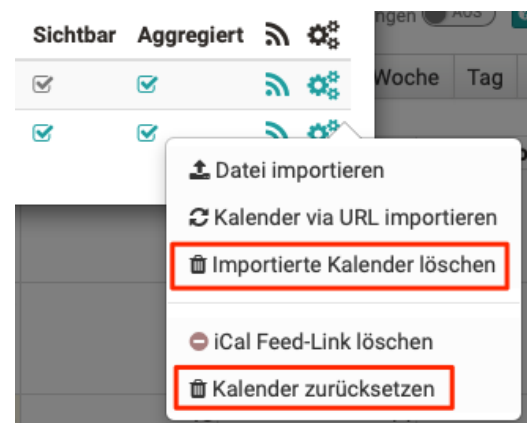
## New features in the course

---

### Calendar reset

---

Until now, it was only possible to delete calendar entries individually for each entry. With the calendar reset all entries can be deleted at the same time. It is also possible to delete all imported calendars. Lecture blocks are not affected by the calendar reset.



### Display test results in assessment mode

---

A new option allows test results to be displayed using the test mode. For example, this allows you to view and discuss exam results with individual participants even when the exam mode is active.

### Average points on course nodes

---

In addition to the sum, the average points on the course node for calculating passed / failed can now also be determined. This is useful if the evaluations included in the course all allow the same number of points.

---

### Import of metadata and licenses for Youtube videos

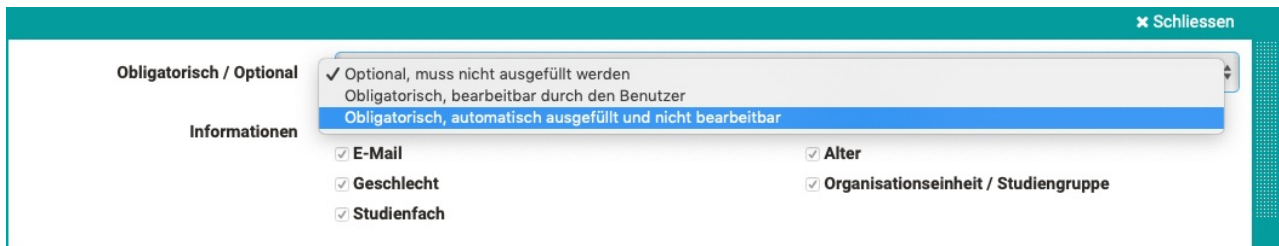
---

When importing Youtube videos in the authoring area, licenses and metadata such as title, author and description had to be manually updated until now. With this release a Youtube API Key can be configured in the administration. This means that these data and the preview image are automatically transferred to OpenOlat.

---

## Mandatory user information in questionnaires



If user information such as name, age, institution, etc. was not requested in surveys, they were anonymous. For some surveys and their evaluation, however, certain user information is necessary. In addition to the optional entry of user information, these can now also be defined as mandatory, either with subsequent processing by the participant or automatically filled out by the system.



The screenshot shows a configuration window for questionnaires. At the top right, there is a button labeled 'x Schliessen'. Below it, there is a dropdown menu for 'Obligatorisch / Optional' with three options: 'Optional, muss nicht ausgefüllt werden', 'Obligatorisch, bearbeitbar durch den Benutzer', and 'Obligatorisch, automatisch ausgefüllt und nicht bearbeitbar' (which is selected). Below the dropdown, there is a section for 'Informationen' with several checked checkboxes: 'E-Mail', 'Alter', 'Geschlecht', 'Organisationseinheit / Studiengruppe', and 'Studienfach'.

## Additional notes

- 

 Diskussionsthemen	Vorname	Nachname	Letzte Änderung	
 Buchempfehlung	apple_martini		14.08.2018 16:46	
 Re: Buchempfehlung	Mandy	Menzel	12.09.2019 12:03	
 Re: Buchempfehlung	Mandy	Menzel	12.09.2019 12:00	
 Re: Buchempfehlung	Mandy	Menzel	12.09.2019 12:02	
 Re: Buchempfehlung	Mandy	Menzel	12.09.2019 12:03	
 Re: Buchempfehlung	Mandy	Menzel	20.08.2019 17:10	
 Re: Buchempfehlung	Mandy	Tester	20.08.2019 17:15	

Improved flat forum view, easy favourite selection and display of new posts

- Search of learning resources by organization possible
- Display for ePortfolio templates how many folders use this template
- Newly created users (manually or by import) are assigned to the current organization
- Rubric weighting can be set to 0 to exclude individual questions from reports
- Weighting of questions (rubrics) in already used questionnaires can be changed
- Quality management: Improvement of trend analysis and display of average values in heat map
- Course statistics also generated for live stream course element
- Fixed error message when editing new OnlyOffice files
- Check for quota size

## Administration

- E-mail validation in the registration process can be skipped if required

- Update of the Edubase URLs
  - Paypal checkout updated to latest version
- 

## Technical details

---

- Library updates
- Constant download of \*.dms files fixed